

# CreativeCastle.com

Beads with ♥ from our house to yours! ®

2321 Michael Drive  
Newbury Park, CA 91320-3233

877 Beads4U (877-232-3748)

Phone: 805-499-1377

Fax: 805-499-7923

E-mail: [ctripp@creativecastle.com](mailto:ctripp@creativecastle.com)

Newsletter  
Sprummer '19  
(Spring-Summer)



## Store Hours

Tue-Sat	10 - 6pm
Sunday	12 - 5pm
Monday	Closed



Dear Beading Friends,

As I write this, we just sprung forward into daylight savings time. Although, I hate losing the hour, I love the lighter evening hours and "Sprummertime"! We have a great Sprummer schedule this year with lots of classes and many events and trunk shows. We are welcoming back 2 guest teachers this year who haven't been here for awhile, Cindy Holsclaw and Laura McCabe. Before I continue, I want to thank you for your continued support of "your local bead store". Without you there would be no us! We have been here for 30 years and I want you to know we are grateful to you and thankful for you.

I want to wish all the Sprummer babies a very Happy Birthday. Remember to come in during the month of your birthday to receive 20% off one shopping trip to Creative Castle. We will punch your key tag for the amount of your purchase and if you fill up your card, you can redeem it during this shopping spree!

Our second Tuesday BATC (Beading at the Castle) event has become a monthly destination for many of you and the extra beading time has been welcomed by many of you as well. We added BATC on the 4th Tuesday of each month in January and the response has been great. We have added a few extra BATC dates this season so please check the monthly calendars for the dates. Come and bring your beading (wire work) project, perhaps a friend, lunch (if you want) and meet fellow beaders. Our classroom is yours and help is available on a "if we can help you, we will" basis. I will also remind you in our weekly emails. If you are not getting these communications and would like to, please sign up the next time you are in the shop or send me an email and I will add you to our list.

We will be having our annual 4th of July sale on Thursday, July 4th from 8 a.m.-noon. If you arrive between 8 and 8:30 a.m. you will receive a ticket for 40% off your purchase; arrive between 8:30 and 9 a.m., receive a ticket for 30% off your purchase, arrive between 9 and 10 a.m. receive a ticket for 25% off your purchase and if you arrive after 10 a.m. you will receive 20% off your purchase. Key tags will not be used during this sale and consignment items and merchandise "on hold" are not included.

Please let us know if there is any beading need you have; we would like the opportunity to help. It is our goal to provide you with not only wonderful merchandise but also a fabulous environment in which to discover it, as well as an extraordinary shopping experience.

Happy beading,

♥ Carole



Quote:

"Love is the affinity which links and draws together the elements of the world...Love, in fact, is the agent of universal synthesis."

- Pierre Teilhard de Chardin

## Events

### Come visit and see our wonderful Trunk Shows and events!

Huib Petersen Trunk Show - May 3- May 5  
Cliff Swain-Salomon Trunk Show May 17-19  
Laura McCabe Trunk Show - June 5-9  
Cindy Holsclaw Trunk Show - June 28-30  
SPECIAL SALE EVENT - JULY 4th 8:00am - NOON  
Beki Haley Trunk Show - July 12-14  
Maggie Meister Trunk Show - Aug 2-4  
Kinga Nichols Trunk Show - Aug 15-18  
Cynthia Rutledge Trunk Show - Aug 24-25

(All trunk shows during regular store hours.)

## Our Sprummer Teachers:



Inside this issue:  
May  
June  
July  
August  
Techniques...Classes  
and MORE!

# May

## Huib Petersen

Take 2 classes for \$185.00  
Take all 3 classes for \$275.00

### Huib Petersen Trunk Show

May 3-5  
(during regular store hours)

#### Diagonal Peyote Stitch From Leaf to Wing & Back Again



Fri 5/3 (10-5)  
\$95.00 + supplies  
Prerequisites: Peyote  
Skill Level: Intermediate  
Technique: Peyote, Diagonal Peyote

In this hands on workshop students will learn and practice the different ways the diagonal peyote stitch can be used in wearables, ornamentation, and objects. A very good example of the use of diagonal peyote stitch is the russian leaf.

#### CRAW, CRAW, CRAW, PRAW and then some



Sat 5/4 (10-5) AND Sun 5/5 (10-5)  
\$190.00 + supplies  
Prerequisites: RAW  
Skill Level: Advanced  
Technique: CRAW, PRAW

This class covers everything you need to know about cubic and prism right angle weave. I'll show you an easy way to stitch in a constant clockwise or counterclockwise way.

## Corinne Loomer

### Bead Embroidery Independent Study



Learn to stay focused, work

independently, plan your creation, organize your ideas and make them a reality. Every month we'll discuss various topics about Bead Embroidery.

**\$150.00 for series + supplies OR \$50.00 per class + supplies**  
Tue 5/7 (11-3) AND  
Tue 6/4 (11-3) AND  
Tue 7/2 (11-3) AND  
Tue 8/6 (11-3)  
Prerequisites: Peyote  
Skill Level: All skill levels  
Technique: Peyote, Bead Embroidery

## Jo Ellen Lee

### Traditional Knotting with a Contemporary Twist



Learn to knot a strand of pearls like a professional. It doesn't have to be just your mother's pearls; add crystals, gemstones or glass beads, to make a truly fantastic piece!

Thu 5/9 (6-9)  
\$30.00 + supplies  
Prerequisites: None  
Skill Level: All Skill Levels  
Technique: Knotting

## Carole Tripp

### Herringbone Bracelet



Wed 5/15 (10-1) OR (6-9)  
\$25.00 + supplies  
Prerequisites: None  
Skill Level: All Skill Levels  
Technique: Herringbone

Learn tubular herringbone also known as N'debele while making this fashionable bracelet.

## Cliff Swain-Salomon

Take 2 classes for \$185.00  
Take all 3 classes for \$275.00

### Dichotomy Bracelet



Fri 5/17 (10-5)  
\$95.00 + supplies  
Prerequisites: RAW, Peyote, Herringbone  
Skill Level: Intermediate/Advanced  
Technique: RAW, Peyote, Herringbone, Fringe

Representing the beauty of architectural structures juxtaposed with lush majestic landscapes, this bracelet can be worn with the clasp and large rivoli on top of the wrist, or rotated to reveal the crystal fringe.

### "Spur of the Moment" Earrings



Sat 5/18 (10-5)  
\$95.00 + supplies  
Prerequisites: Peyote, Herringbone, CRAW  
Skill Level: Intermediate  
Technique: Peyote, Herringbone, CRAW

These whimsical earrings are designed to look like blingy spurs worn on the heels of horse rider's boots.

### "Spanish Lace" Necklace



Sun 5/19 (10-5)  
\$95.00 + supplies  
Prerequisites: RAW, Peyote, Netting  
Skill Level: Advanced  
Technique: RAW, Peyote, Hubble, Netting

The lace surrounding this beautiful beveled Swarovski centerpiece is reminiscent of the lace fringe and ruffles common in Spanish outfits. Encrusted with Swarovski pearls and crystals and precious metal plated beads, the design is the perfect balance of the stately Royal jewels and light and airy lace.

## Technique Classes

### Registration:



### Beading Basics with Marlene McCall

#### Beading Basics I

Thu 5/16 (6-9) OR  
Sun 5/26 (1-4) OR  
Thu 6/13 (6-9) OR  
Thu 7/18 (6-9) OR  
Thu 8/8 (6-9) OR  
Thu 8/29 (6-9)  
\$30.00  
supplies included  
Prerequisites: None  
Skill Level: Beginner

Learn the fundamentals of basic bead stringing AND basic wire-wrap techniques. Supplies, findings and tools are discussed. Learn the basics of stringing using various materials and to work with wire to combine it with chain and beads.

#### Beading Basics II

Sat 7/6 (1-4)  
\$30.00 + supplies  
Prerequisites: Beading Basics I  
Skill Level: Advanced Beginner

Know the basics but want to make professional looking pieces? Need some information on French wire, cones, crimp covers, wrapping briolettes, bead tips, wiring leather cord and making decorative spirals? Learn these, plus a discussion on finishing your problem pieces.

### Private Lessons

\$25.00 per hour

2 hour minimum

Take private lessons on any of the basic classes, get help with a class project.

Schedule one of our experienced bead artisans to assist you for a successful project outcome.

## Seed Bead Series with Carole Tripp

Prerequisites: None Skill Level: All Skill Levels  
(for each of the below Seed Bead Series classes except where noted)

### Herringbone Bracelet



Wed 5/15 (10-1) OR (6-9)  
\$25.00 + supplies  
Technique: Herringbone

Learn tubular herringbone also known as N'debele while making this fashionable bracelet.

### Square Stitch Bracelet



Wed 6/12 (10-1) OR (6-9)  
\$25.00 + supplies  
Technique: Square Stitch

Learn square stitch while crafting this bracelet. Also, learn about patterns and bracelets.

### Peyote Bracelet



Wed 6/19 (10-1) OR (6-9)  
\$25.00 + supplies  
Technique: Peyote

Learn flat even count peyote stitch or practice your newly acquired skills while making this versatile bracelet. Students will learn how to read a graph, make a picot edging and attach a multi-strand clasp.

### RAW Embellished Bracelet



Wed 7/10 (10-1) OR (6-9)  
\$25.00 + supplies  
Technique: RAW

Learn right angle weave while crafting this bracelet. The abbreviation for right angle weave is RAW.



## Fuchsia Lariat Necklace



**Wed 6/5 (10-5)**  
**\$95.00 + supplies**  
**Prerequisites:** RAW, Chenille, Herringbone, Peyote  
**Skill Level:** Advanced  
**Technique:** RAW, Chenille, Herringbone, Peyote

This elegant lariat necklace features three stunning, highly sculptural fuchsia flowers. Combination stitching and unique assembly techniques result in these life-like flowers.

## Celtic Knot Bracelet Thu 6/6 (10-5)



**\$95.00 + supplies**  
**Prerequisites:** Peyote, Herringbone  
**Skill Level:** Advanced  
**Technique:** Peyote, Herringbone

The elegance and symmetry of Celtic knotwork design is captured in a 3-D fashion in this lovely leather cuff bracelet. Techniques include herringbone stitch, peyote stitch and bead embroidery on leather.

## Dahlia Daze Necklace



**Fri 6/7 (10-5)**  
**\$95.00 + supplies**  
**Prerequisites:** Peyote, Herringbone, Chenille  
**Skill Level:** Advanced  
**Technique:** Peyote, Herringbone, Chenille

3-D dahlias perched atop beaded triangles are created using combination beading techniques and color graduation when stitching.

## Sparkling Stones Bracelet



**Sat 6/8 (10-5) \$95.00 + supplies**  
**Prerequisites:** RAW, Herringbone, Peyote  
**Skill Level:** Advanced  
**Technique:** RAW, Herringbone, Peyote

This lovely, deco inspired bracelet features Swarovski's crystal mesh and stunning chatons. The beveled stone components have a backside layer that features a sparkling crystal bead. Learn a unique method for stitching this fabulous crystal "fabric" to a peyote stitch base.

## X Marks the Spot Necklace & Earrings



**Sun 6/9 (10-5) \$95.00 + supplies**  
**Prerequisites:** RAW, Chenille, Herringbone, Peyote  
**Skill Level:** Advanced  
**Technique:** RAW, Chenille, Herringbone, Peyote

The unique X structure is build using 3-D beading techniques that utilize herringbone stitch, peyote stitch, and right angle weave. The elegant neck strap is comprised of herringbone and chenille stitch. Workshop instructions cover construction of both the necklace and the earrings.

## Laura McCabe Trunk Show

June 5-9 (during regular store hours)

## Corinne Loomer

### Bead Embroidery Independent Study




**Tue 5/7 (11-3) AND**  
**Tue 6/4 (11-3) AND**  
**Tue 7/2 (11-3) AND**  
**Tue 8/6 (11-3)**

**\$150.00 for series + supplies**  
**OR**  
**\$50.00 per class + supplies**  
**Prerequisites:** Peyote  
**Skill Level:** All skill levels  
**Technique:** Peyote, Bead Embroidery

In this independent study course learn to stay focused, work independently, plan your creation, organize your ideas and make them a reality. Discuss various topics about Bead Embroidery monthly.

## Carole Tripp

### Square Stitch Bracelet



**Wed 6/12**  
**(10-1) OR (6-9)**  
**\$25.00 + supplies**

**Prerequisites:** None  
**Skill Level:** Beginner  
**Technique:** Square Stitch

Learn the basics of this off loom stitch while making a bracelet. Square stitch has the look of loom work without those pesky warps. Students will learn how to attach a clasp.

### Peyote Bracelet



**Wed 6/19**  
**(10-1) OR (6-9)**  
**\$25.00 + supplies**  
**Prerequisites:** Needle & Thread Handling, RAW helpful  
**Skill Level:** All Skill Levels  
**Technique:** RAW

Learn flat even count peyote stitch or practice your newly acquired skills while making this versatile bracelet. Students will learn how to read a graph, make a picot edging and attach a multi-strand clasp.

## Liz Smith

### Jan's Lariat



**Sun 6/15 (10-5)**  
**\$80.00 + supplies**

**Prerequisites:** Needle & Thread Handling, Knowledge of RAW helpful  
**Skill Level:** All Skill Levels  
**Technique:** PRAW

This elegant, yet stylishly simple, lariat is a wonderful way to showcase a few of your favorite lampwork beads. Or, create your own fringe with pearls, crystals, and your imagination. The slider does just that with another opportunity to display a few more stunning beads. You will also become adept at Prismatic RAW.

## Franklin Martin

### Talon



**Sat 6/22 (10-5)**  
**\$85.00 + supplies**

**Prerequisites:** Peyote and Understanding of Pods  
**Skill Level:** Intermediate  
**Technique:** Peyote

Explore geometric beadwork and learn how to use the newly created 2-Drop Pod to make this necklace. We will use 2-Drop Peyote to create the base of the necklace as well as to bezel the Rivolis.

## Cindy Holsclaw Trunk Show

June 28-30 (during regular store hours)

## Cindy Holsclaw

Take 2 classes for \$185.00 ♦ Take 3 classes for \$275.00

### Dream Meteor Pendant



**Fri 6/28 (10-5)**  
**\$95.00 + supplies**  
**Prerequisites:** CRAW, PRAW  
**Skill Level:** Advanced  
**Technique:** CRAW, PRAW

Create a geometric pendant with crystals and Demi Round beads. This pendant features two matching structures based on the geometry of the dodecahedron, joined together with a bail and teardrop pendant.

### Guarini's Cupola Bracelet



**Sat 6/29 (10-5)**  
**\$95.00 + supplies**  
**Prerequisites:** Peyote, Circular Peyote  
**Skill Level:** Intermediate  
**Technique:** Peyote, Circular Peyote

Learn how to create dimensional self-supporting components using crystals, Japanese seed beads, and 2-hole beads. This class is for those who already know peyote stitch and are ready to apply some quirky turns to make this stitch dimensional.

### Compass Rose



**Sun 6/30 (10-5)**  
**\$95.00 + supplies**  
**Prerequisites:** CRAW, Peyote  
**Skill Level:** Advanced  
**Technique:** CRAW, Peyote

This pendant features a focal compass stone surrounded by 16 individual compass points. You'll use cubic RAW in a specific color pattern to stitch all 16 points, and you'll use a unique turn at the top of each point to incorporate a Swarovski crystal into each point tip



# July



## Corinne Loomer

### Bead Embroidery Independent Study

**\$150.00 for series  
+ supplies  
OR  
\$50.00 per class  
+ supplies**

**Tue 5/7 (11-3) AND  
Tue 6/4 (11-3) AND  
Tue 7/2 (11-3) AND  
Tue 8/6 (11-3)**

**Prerequisites: Peyote  
Skill Level:  
All skill levels  
Technique: Peyote,  
Bead Embroidery**

In this independent study course learn to stay focused, work independently, plan your creation, organize your ideas and make them a reality. Every month we'll discuss various topics about Bead Embroidery.



**4th of July**

**Special  
Sale Event**

**Thu 7/4  
Open 8am til noon**



## Marlene McCall

### Beading Basics II

**Sat 7/6 (1-4) \$30.00 + supplies**

**Prerequisites: Beading Basics I  
Skill Level: Advanced Beginner  
Technique: Beading and Wire Work**



Learn the basics of French wire, cones, crimp covers, wrapping briolettes, bead tips, wiring leather cord and making decorative spirals

### Beki Haley Trunk Show

**July 12-14 (during regular store hours)**




## Beki Haley

**Take 2 classes for \$185.00  
Take 3 classes for \$275.00**

### Dream Keeper

**Fri 7/12 (10-5)  
\$95.00 + supplies**

**Prerequisites: RAW,  
Hubble, Peyote  
Skill Level:  
Intermediate/Advanced  
Technique: Modified  
RAW, Hubble, Fringing**



Create your own special beaded Dream Keeper comprised mostly of Hubble Stitch with a little RAW added in for texture and a change of pace, you will learn how to bezel in Hubble as well as create the tubular body of this vessel. An additional bezel for the lid also has a cute wooden "stopper" attached to help add a little weight to the piece. Toss in some sparkle from some lovely Swarovski Rivoli and you'll have a stunning necklace!

### Monet's Garden



Create several different bezels and flowers using various modified beadweaving stitches to create a bountiful bouquet of flowers stitched atop a lacy Hubble Stitch bracelet.



## Carole Tripp

### RAW Embellished Bracelet

**Wed 7/10 (10-1) OR (6-9)  
\$25.00 + supplies**

**Prerequisites: Peyote  
Skill Level: All Skill Levels  
Technique: RAW, Peyote**



Learn right angle weave while crafting this beautiful bracelet. Students will learn to embellish RAW with crystals and attach a tube clasp. The abbreviation for right angle weave is RAW.

**Sat 7/13 (10-5)  
\$95.00 + supplies**

**Prerequisites:  
Herringbone, RAW,  
Hubble, Peyote  
Skill Level:  
Advanced  
Technique: Modified  
Herringbone,  
RAW, Peyote,  
Hubble, Netting,  
Embellishments**

### Marseea



**Sun 7/14 (10-5)  
\$95.00 + supplies**

**Prerequisites: RAW  
Skill Level: Intermediate  
Technique: Variation of RAW**

Named after one of my best friends and mentor, Marcia DeCoster, Marseea features beautiful flower bezels around Rivoli and Chatons that will sit perfectly upon a V-shaped center frame. Embellish a simple and very fun neckstrap with matching pearls.



## Liz Smith

### Galaxy Bead

**Sat 7/20 (10-5)  
\$80.00 + supplies**

**Prerequisites: Peyote  
Skill Level: All Skill Levels  
Technique: Sculptural Peyote**



Create this fun and fanciful bead. Using peyote techniques taken to the next level. Begin your freeform life with this fabulous bead. Once the free form technique is learned, there are many possibilities for further uses and projects.




## Linda Kavalsky

### Pretty as a Picture

**Sun 7/21 (10-5)  
\$85.00 + supplies + \$18 materials fee**

**Prerequisites: Some Wire and/or Sheet Metal  
Experience  
Skill Level: Beginner/Intermediate  
Technique: Etching, Metalsmithing**



Using rubber stamps and acid create a beautiful picture either beveled or fumed with different techniques such as metal fusing, prongs, micro bolts and soldering. Bring your scrap metals, fun stamps and interesting stones and be creative incorporating several mixed media for art to wear.



## Jo Ellen Lee

### Traditional Knotting with a Contemporary Twist

**Thu 7/25 (6-9)  
\$30.00 + supplies**

**Prerequisites: None  
Skill Level: All Skill Levels  
Technique: Knotting**



Learn to knot a strand of pearls like a professional, make a double strand, or extended length necklace. It doesn't have to be just your mother's pearls, give it spunk, sparkle, and texture! Add crystals, gemstones or glass beads, to make a truly fantastic piece!



## Melanie Schow

### Framed - A Dramatic Wire Setting

**Sat 7/27 (10-5)  
\$85.00 + supplies**

**Prerequisites: Knowledge of Wire Work is Required  
Skill Level: Intermediate  
Technique: Wire Work**



Learn to custom design a setting that frames and really shows off your treasure. Big Beads call for something special. A setting specifically designed to bring out their features or create a sense of atmosphere. This class will challenge and build your design skills. Choose the metal and plan the setting. Practice various design elements and select those most effective to showcase your bead. Consider the scale and color then plan a chain to finish the look.



# Maggie Meister

Take 2 classes for \$185.00  
Take all 3 classes for \$275.00

# August

## Mosaic Chain Cuff



This old favorite is brought back by request, with updated instructions and variations.

Fri 8/2 (10-5)  
\$95.00 + supplies

Prerequisites:  
Peyote, Circular  
Peyote, Brick  
Skill Level:  
Intermediate

Technique: Peyote,  
Circular Peyote, Brick

## Audrey & Liz Sat 8/3 (10-5) 95.00 + supplies



in many pieces; stones or crystals are beveled and joined with pieces of seed bead "mesh" to finish this piece.

Prerequisites: Peyote, Circular Peyote  
Skill Level: Intermediate  
Technique: Peyote, Circular Peyote

1960s designers inspired this necklace named for actresses of the era - Audrey Hepburn and Elizabeth Taylor.

Components emulate gold "pillow" beads

## Chicago



This Coco Chanel era inspired pendant is made in an Art Deco style with components of Cubic RAW and Peyote, and strung on a unique chain. Project will not be completed in workshop.

Sun 8/4 (10-5)  
\$95.00 + supplies

Prerequisites: Peyote, CRAW  
Skill Level: Advanced  
Technique: Peyote, CRAW

## Maggie Meister Trunk Show

Aug 2-4 (during regular store hours)

# Corinne Loomer

## Bead Embroidery Independent Study



independently, plan your creation, organize your ideas and make them a reality. Every month we'll discuss various topics about Bead Embroidery.

Learn to stay focused, work

Tue 5/7 (11-3)

AND

Tue 6/4 (11-3)

AND

Tue 7/2 (11-3)

AND

Tue 8/6 (11-3)

\$150.00 for series + supplies

OR

\$50.00 per class + supplies

Prerequisites: Peyote  
Skill Level: All skill levels

Technique: Peyote,  
Bead Embroidery


## Kinga Nichols Trunk Show

Aug 15-18 (during regular store hours)

# Kinga Nichols

Take 2 days for \$185.00  
Take 3 days for \$275.00  
Take all 4 days for \$360.00

## Zhuang Zi Butterfly



This project involves a lot of good old fashioned stitching. The bracelet comes together from ten components most of which need to be finished individually before assembling the bracelet.

Thu 8/15 (10-5)  
\$95.00 + supplies  
+ Kit available for \$105

Prerequisites:  
Bead Embroidery  
Skill Level:  
Intermediate/  
Advanced  
Technique: Bead  
Embroidery

## St. Guinefort Necklace



The precious metal clay saint is enshrined in a swirling dreamsicle of

otherworldly goodness. Organic and abundant with life, detail and mirth.

## Precious Pendant Design Class



Attendees are welcome to bring their favorite materials or use my kit. The pictures are for illustration only, we are not going to make these exact pieces. Rather, everyone will make something unique to fit their style, ideas and chosen focal.

Fri 8/16 (10-5)  
\$95.00 + supplies  
+ Kit available for \$125

Prerequisites:  
Bead Embroidery  
Skill Level:  
Intermediate  
Technique: Bead  
Embroidery

Sun 8/18 (10-5)  
\$95.00 + supplies  
+ Kit available for \$85

Prerequisites: Bead  
Embroidery  
Skill Level:  
Intermediate/Advanced  
Technique: Bead  
Embroidery

## LPC Cuff



This cuff comes together from a number of different pieces to get a three dimensional effect that is just new, exciting and it makes for a mighty pretty piece. Beaders who enjoy puzzles will love this piece.

Sat 8/17 (10-5)  
\$95.00 + supplies  
+ Kit available \$105

Prerequisites:  
Bead Embroidery  
Skill Level:  
Intermediate  
Technique: Bead  
Embroidery

# Jo Ellen Lee

## Turkish Bead Crochet



This is a technique class. Use the resulting rope to make a bracelet, necklace or lariat.

Prerequisites: Some Seed Bead Experience  
Skill Level: All Skill Levels  
Technique: Bead Crochet

Come learn a variation of bead crochet resembling spiral stitch, and easier than traditional bead crochet.

Sat 8/10 (10-5)  
\$70.00 + supplies

# Cynthia Rutledge

## Butterfly Kisses



Butterfly Kisses has a double rope of pearl-filled netting ending with a pretty clasp. The central flower has a three dimensional center that is highly embellished with little spikes, pearl petals and peyote stitch bottom petals. The bright coloring gives the impression of a breath of spring.

Thu 8/22 (10-5)  
\$95.00 +supplies  
Prerequisites: Peyote, RAW  
Skill Level: Intermediate/Advanced  
Technique: Peyote, RAW Variation

## Winter is Coming



This torque-style cuff uses multiple armatures to hold its shape, ending with bezel-set pearl cabochons and shaping detail. The top of the cuff has a bezel-set CZ, pearl cabochons, flanked by peyote stitched oak leaves.

Fri 8/23 (10-5)  
\$95.00 +supplies  
Prerequisites: Peyote  
Skill Level: Intermediate  
Technique: Peyote, Peyote Variation

## Jewels for a Maharani



In this design, an oval CZ is beveled and mounted on top of a shaped tubular structure. Two netted pearl ropes, evoking the style of Kundan, pass through the main terminal focal piece and end in a sliding clasp.

Sat 8/24 (10-5) \$95.00 +supplies  
Prerequisites: Tubular & Even Count Peyote  
Skill Level: Intermediate/Advanced  
Technique: Circular & Tubular Peyote, Netting

## Gabrielle's Muse



Begin with a puffy square-shaped central component with a beautiful CZ cushion cut nestled inside an open three-dimensional rectangular shape. Pulling from the design of the pendant, the chain is made of smaller rectangles, squares and pearl cabochon links.

Sun 8/25 (10-5) \$95.00 + supplies  
Prerequisites: Odd, Even, Flat & Tubular Peyote  
Skill Level: Intermediate/Advanced  
Technique: Peyote, Embellishments

Take 2 days for \$185.00 ♦ Take 3 days for \$275.00  
Take all 4 days for \$360.00

## Cynthia Rutledge Trunk Show

Aug 24-25 (during regular store hours)

# Sprummer Classes



Mon	Tue	Wed	Thu	Fri	Sat	Sun
<b>May</b>		1	2	3 Huib Petersen Diagonal Peyote: From Leaf to Wing & Back Again (10-5)	4 Huib Petersen CRAW, CRAW, CRAW, PRAW & then some (10-5) Huib Petersen Trunk Show	5 Huib Petersen CRAW, CRAW, CRAW, PRAW & then some (10-5) (cont.)
6 CLOSED	7 Corinne Loomer Bead Embroidery Independent Study (11-3)	8	9 Jo Ellen Lee Traditional Knotting with a Contemporary Twist (6-9)	10	11	12 Closed in Honor of Mother's Day
13 CLOSED	14 Beading at The Castle (11-3)	15 Carole Tripp Herringbone Bracelet (10-1) OR (6-9)	16 Marlene McCall Beading Basics (6-9)	17 Cliff Swain-Salomon Dichotomy Bracelet (10-5)	18 Cliff Swain-Salomon "Spur of the Moment" Earrings (10-5) Cliff Swain-Salomon Trunk Show	19 Cliff Swain-Salomon "Spanish Lace" Necklace (10-5)
20 CLOSED	21	22	23	24	25 Special Beading at The Castle (11-5)	26 Marlene McCall Beading Basics (1-4)
27 Memorial Day CLOSED	28 Beading at The Castle (11-3)	29	30	31		

<b>June</b>					1	2
3 CLOSED	4 Corinne Loomer Bead Embroidery Independent Study (11-3)	5 Laura McCabe Fuchsia Lariat Necklace (10-5)	6 Laura McCabe Celtic Knot Bracelet (10-5)	7 Laura McCabe Dahlia Daze Necklace (10-5)	8 Laura McCabe Sparkling Stones Bracelet (10-5)	9 Laura McCabe X Marks the Spot Necklace & Earrings (10-5) Laura McCabe Trunk Show
10 CLOSED	11 Beading at The Castle (11-3)	12 Carole Tripp Square Stitch Bracelet (10-1) OR (6-9)	13 Marlene McCall Beading Basics (6-9)	14	15 Liz Smith Jan's Lariat (10-5)	16 Closed in Honor of Father's Day
17 CLOSED	18	19 Carole Tripp Peyote Bracelet (10-1) OR (6-9)	20	21	22 Franklin Martin Talon (10-5)	23 Special Beading at The Castle (noon-5)
24 CLOSED	25 Beading at The Castle (11-3)	26	27	28 Cindy Holsclaw Dream Meteor Pendant (10-5)	29 Cindy Holsclaw Guarini's Cupola Bracelet (10-5) Cindy Holsclaw Trunk Show	30 Cindy Holsclaw Compass Rose (10-5)

<b>July</b>						
1 CLOSED	2 Corinne Loomer Bead Embroidery Independent Study (11-3)	3	4 Special Sale Event! 8am - Noon	5	6 Marlene McCall Beading Basics II (1-4)	7 Special Beading at The Castle (noon-5)
8 CLOSED	9 Beading at The Castle (11-3)	10 Carole Tripp RAW Embellished Bracelet (10-1) OR (6-9)	11	12 Beki Haley Dream Keeper (10-5)	13 Beki Haley Monet's Garden (10-5) Beki Haley Trunk Show	14 Beki Haley Marsee (10-5)
15 CLOSED	16	17	18 Marlene McCall Beading Basics (6-9)	19	20 Liz Smith Galaxy Bead (10-5)	21 Linda Kavalsky Pretty as a Picture (10-5)
22 CLOSED 29 CLOSED	23 Beading at The Castle (11-3) 30	24 31	25 Jo Ellen Lee Traditional Knotting with a Contemporary Twist (6-9)	26	27 Melanie Schow Framed - A Dramatic Wire Setting (11-5)	28

<b>August</b>			1	2 Maggie Meister Mosaic Chain Cuff (10-5)	3 Maggie Meister Audrey & Liz (10-5) Maggie Meister Trunk Show	4 Maggie Meister Chicago (10-5)
5 CLOSED	6 Corinne Loomer Bead Embroidery Independent Study (11-3)	7	8 Marlene McCall Beading Basics (6-9)	9	10 Jo Ellen Lee Turkish Bead Crochet (10-5)	11
12 CLOSED	13 Beading at The Castle (11-3)	14	15 Kinga Nichols Zhuang Zi Butterfly (10-5)	16 Kinga Nichols St. Guinefort Necklace (10-5)	17 Kinga Nichols LPD Cuff (10-5) Kinga Nichols Trunk Show	18 Kinga Nichols Precious Pendant Design Class (10-5)
19 CLOSED	20	21	22 Cynthia Rutledge Butterfly Kisses (10-5)	23 Cynthia Rutledge Winter is Coming (10-5)	24 Cynthia Rutledge Jewels for a Maharani (10-5) Cynthia Rutledge Trunk Show	25 Cynthia Rutledge Gabrielle's Muse (10-5)
26 CLOSED	27 Beading at The Castle (11-3)	28	29 Marlene McCall Beading Basics (6-9)	30	31	